

## Ice Cuber 33kg/24h with 16kg bin - Air-cooled

ITEM # \_\_\_\_\_

MODEL # \_\_\_\_\_

NAME # \_\_\_\_\_

SIS # \_\_\_\_\_

AIA # \_\_\_\_\_



730160 (FGC33AS42)

Ice maker, cube, 33kg/24h, self-contained, 16kg ice collection bin included, air-cooled (ice cube: 42gr) (R452a)

### Short Form Specification

Item No. \_\_\_\_\_

Plastic flap on the front, top and sides in 304 AISI stainless steel. The ice-making method (spray layering) guarantees compact, hygienically pure ice cubes (42g) that are resistant to melting. The metal sprayers are easy to take away, permit a simple flowing and prevent limestone formation. R452A refrigerant. Container capacity Kg: 16.

### Main Features

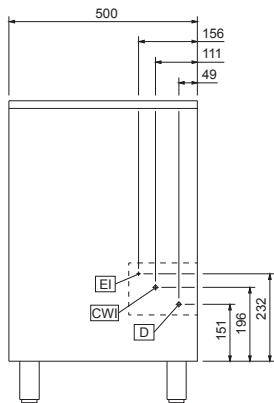
- The ice-making method (spray layering) guarantees crystalline, compact, hygienically pure ice cubes that are resistant to melting.
- Model available in air-cooled version.
- Ice cube cone shape with the trunk sides slightly squashed.
- Bin integrated as standard.
- Compliant to CE requirements for safety.
- Fully automatic in operation.
- Operates over a wide range of temperatures.
- Suitable for gravity drain only.
- Rated output is at an ambient air temperature of 21°C and water supply temperature of 15°C.
- Compact dimensions of the ice cubers make them highly suitable for any location, particularly those where space is at a premium.

### Construction

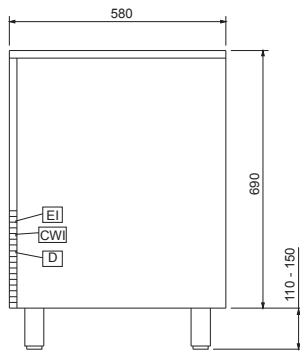
- The sprayers are easy to take away, permit a simple flowing and prevent limestone formation.
- Internal ice cubes container in ABS.
- Adjustable feet 110-150 mm.
- Environmentally friendly: R452a as refrigerant gas.
- Plug as standard (schuko type).
- AISI 304 stainless steel exterior.
- Stainless steel spray arms removable without the use of tools.
- Reliability guaranteed by the quality of the construction materials used (plastic flap on the front, top and sides in 304 AISI stainless steel) and the sophisticated product and process technology involved.

APPROVAL: \_\_\_\_\_

### Front

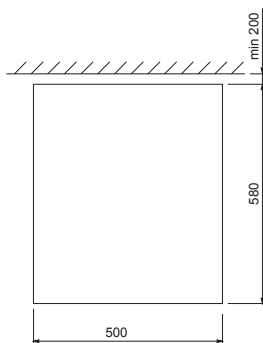


### Side



- CWI1** = Cold Water inlet 1 (cleaning)
- D** = Drain
- EI** = Electrical inlet (power)

### Top



### Electric

#### Supply voltage:

730160 (FGC33AS42) 220-240 V/1N ph/50 Hz

#### Electrical power max.:

0.37 kW

### Capacity:

#### Bin capacity:

16 kg

### Key Information:

External dimensions, Width:

500 mm

External dimensions, Depth:

580 mm

External dimensions, Height:

690 mm

Net weight:

48 kg

Output:

33 kg/day

Kind of cube:

Ice Cube 42 g

### Sustainability

Refrigerant type:

R452A